

# HWBB Priority 4 14/15: Dementia

Indicator	Performance Chart	Current Value	National Average	Performance Story																				
<p>(AH&amp;W) Proportion of People with dementia (receiving Social Care) living in the community</p>	<table border="1"> <caption>Proportion of People with dementia (receiving Social Care) living in the community</caption> <thead> <tr> <th>Quarter</th> <th>Proportion</th> </tr> </thead> <tbody> <tr><td>Q1 2013/14</td><td>38.5%</td></tr> <tr><td>Q2 2013/14</td><td>40.1%</td></tr> <tr><td>Q3 2013/14</td><td>44.1%</td></tr> <tr><td>Q4 2013/14</td><td>40.8%</td></tr> <tr><td>2013/14</td><td>40.8%</td></tr> <tr><td>Q1 2014/15</td><td>38.1%</td></tr> <tr><td>Q2 2014/15</td><td>39.7%</td></tr> <tr><td>Q3 2014/15</td><td>39.3%</td></tr> </tbody> </table>	Quarter	Proportion	Q1 2013/14	38.5%	Q2 2013/14	40.1%	Q3 2013/14	44.1%	Q4 2013/14	40.8%	2013/14	40.8%	Q1 2014/15	38.1%	Q2 2014/15	39.7%	Q3 2014/15	39.3%	39.3%		<p>08-Jan-2015 On behalf of Gary Jones</p> <p>This quarter the proportion of people with dementia receiving social care and living in the community has reduced very slightly from 39.7% to 39.3%. The leadership team for dementia continue to see this metric as a high priority and continue to monitor and develop plans to improve performance. At the end of Q3 there were 364 service users with a classification of dementia and 143 of them were living in the community.</p>		
Quarter	Proportion																							
Q1 2013/14	38.5%																							
Q2 2013/14	40.1%																							
Q3 2013/14	44.1%																							
Q4 2013/14	40.8%																							
2013/14	40.8%																							
Q1 2014/15	38.1%																							
Q2 2014/15	39.7%																							
Q3 2014/15	39.3%																							
<p>Number of Dementia Friends in Doncaster</p>	<table border="1"> <caption>Number of Dementia Friends in Doncaster</caption> <thead> <tr> <th>Quarter</th> <th>Number</th> </tr> </thead> <tbody> <tr><td>Q1 2013/14</td><td>0</td></tr> <tr><td>Q2 2013/14</td><td>0</td></tr> <tr><td>Q3 2013/14</td><td>0</td></tr> <tr><td>Q4 2013/14</td><td>656</td></tr> <tr><td>2013/14</td><td>656</td></tr> <tr><td>Q1 2014/15</td><td>1,690</td></tr> <tr><td>Q2 2014/15</td><td>2,955</td></tr> <tr><td>Q3 2014/15</td><td>4,179</td></tr> <tr><td>2014/15</td><td>4,179</td></tr> </tbody> </table>	Quarter	Number	Q1 2013/14	0	Q2 2013/14	0	Q3 2013/14	0	Q4 2013/14	656	2013/14	656	Q1 2014/15	1,690	Q2 2014/15	2,955	Q3 2014/15	4,179	2014/15	4,179	4,179	*	<p>10-Feb-2015 There have been 4179 Dementia Friends identified who had received face to face information or had completed an online application.</p>
Quarter	Number																							
Q1 2013/14	0																							
Q2 2013/14	0																							
Q3 2013/14	0																							
Q4 2013/14	656																							
2013/14	656																							
Q1 2014/15	1,690																							
Q2 2014/15	2,955																							
Q3 2014/15	4,179																							
2014/15	4,179																							

















Indicator	Performance Chart	Current Value	National Average	Performance Story																				
Public Health Survey Results	<p>The chart shows two data points for the periods 2013/14 and 2014/15. The 2014/15 bar is significantly higher than the 2013/14 bar, indicating an increase in survey results.</p>		*	13-Feb-2015 Baseline survey results analysed and targeted campaigns commenced. Further survey to take place at the end of March.																				
Doncaster Action Alliance Members	<p>The chart displays quarterly data from Q1 2013/14 to Q3 2014/15, with a final bar for 2014/15. The number of members increases steadily each quarter, starting from 0 in Q1 2013/14 and reaching 54 by Q3 2014/15. The 2014/15 bar is highlighted in green.</p> <table border="1"> <thead> <tr> <th>Period</th> <th>Members</th> </tr> </thead> <tbody> <tr><td>Q1 2013/14</td><td>0</td></tr> <tr><td>Q2 2013/14</td><td>0</td></tr> <tr><td>Q3 2013/14</td><td>0</td></tr> <tr><td>Q4 2013/14</td><td>0</td></tr> <tr><td>2013/14</td><td>0</td></tr> <tr><td>Q1 2014/15</td><td>16</td></tr> <tr><td>Q2 2014/15</td><td>30</td></tr> <tr><td>Q3 2014/15</td><td>54</td></tr> <tr><td>2014/15</td><td>54</td></tr> </tbody> </table>	Period	Members	Q1 2013/14	0	Q2 2013/14	0	Q3 2013/14	0	Q4 2013/14	0	2013/14	0	Q1 2014/15	16	Q2 2014/15	30	Q3 2014/15	54	2014/15	54	54	*	<p>02-Feb-2015 There are 54 members of the Doncaster Action Alliance as at the end of January.</p> <p>A strategy has been developed to ensure more members join the Doncaster Action Alliance which will demonstrate increased awareness of Dementia. It is intended that the Action Alliance will be promoted by Dementia Friends Champions in Doncaster within their own networks and promoted at Dementia Friends Sessions. Information packs have been developed to support this process. Work is rapidly progressing to ensure engagement with the business community, schools, colleges and voluntary and community organisations.</p>
Period	Members																							
Q1 2013/14	0																							
Q2 2013/14	0																							
Q3 2013/14	0																							
Q4 2013/14	0																							
2013/14	0																							
Q1 2014/15	16																							
Q2 2014/15	30																							
Q3 2014/15	54																							
2014/15	54																							

Indicator	Performance Chart	Current Value	National Average	Performance Story																				
Dementia Diagnosis Rate	<table border="1"> <caption>Dementia Diagnosis Rate Data</caption> <thead> <tr> <th>Period</th> <th>Rate (%)</th> </tr> </thead> <tbody> <tr><td>Q1 2013/14</td><td>0%</td></tr> <tr><td>Q2 2013/14</td><td>0%</td></tr> <tr><td>Q3 2013/14</td><td>52.37%</td></tr> <tr><td>Q4 2013/14</td><td>54.37%</td></tr> <tr><td>2013/14</td><td>55.91%</td></tr> <tr><td>Q1 2014/15</td><td>54.59%</td></tr> <tr><td>Q2 2014/15</td><td>53.95%</td></tr> <tr><td>Q3 2014/15</td><td>60.18%</td></tr> </tbody> </table>	Period	Rate (%)	Q1 2013/14	0%	Q2 2013/14	0%	Q3 2013/14	52.37%	Q4 2013/14	54.37%	2013/14	55.91%	Q1 2014/15	54.59%	Q2 2014/15	53.95%	Q3 2014/15	60.18%	60.18%	57.6%	<p>03-Feb-2015 Performance for the percentage of people identified with dementia rose during Q3 by 6.23%. The revised trajectory submitted to NHS England in November 2014 is being met.</p> <p>Work has been undertaken to improve diagnosis through the use of the CANTAB Mobile screening tool, dementia toolkit and the dementia identification scheme.</p> <p>Further support around these actions has been made available from NHS England however good progress is being made.</p>		
Period	Rate (%)																							
Q1 2013/14	0%																							
Q2 2013/14	0%																							
Q3 2013/14	52.37%																							
Q4 2013/14	54.37%																							
2013/14	55.91%																							
Q1 2014/15	54.59%																							
Q2 2014/15	53.95%																							
Q3 2014/15	60.18%																							
Number of 4hr RDaSH Emergency responses	<table border="1"> <caption>Number of 4hr RDaSH Emergency responses Data</caption> <thead> <tr> <th>Period</th> <th>Number of Responses</th> </tr> </thead> <tbody> <tr><td>Q1 2013/14</td><td>0</td></tr> <tr><td>Q2 2013/14</td><td>0</td></tr> <tr><td>Q3 2013/14</td><td>0</td></tr> <tr><td>Q4 2013/14</td><td>0</td></tr> <tr><td>2013/14</td><td>0</td></tr> <tr><td>Q1 2014/15</td><td>0</td></tr> <tr><td>Q2 2014/15</td><td>12</td></tr> <tr><td>Q3 2014/15</td><td>22</td></tr> <tr><td>2014/15</td><td>34</td></tr> </tbody> </table>	Period	Number of Responses	Q1 2013/14	0	Q2 2013/14	0	Q3 2013/14	0	Q4 2013/14	0	2013/14	0	Q1 2014/15	0	Q2 2014/15	12	Q3 2014/15	22	2014/15	34	22	*	<p>03-Feb-2015 From August 2014 the emergency response data from RDaSH now includes both in and out of hours data. This is reflected by the rise to 22, all of which were patients seen in hours and within the targeted time frame of 4 hours. Data previous to August only includes out of hours information.</p> <p>A target has been set with the provider to assess at least 95% of patients face to face within 4 hours which has been achieved at 100% since August.</p>
Period	Number of Responses																							
Q1 2013/14	0																							
Q2 2013/14	0																							
Q3 2013/14	0																							
Q4 2013/14	0																							
2013/14	0																							
Q1 2014/15	0																							
Q2 2014/15	12																							
Q3 2014/15	22																							
2014/15	34																							

Indicator	Performance Chart	Current Value	National Average	Performance Story																				
Number of Hospital Admissions	<table border="1"> <caption>Number of Hospital Admissions</caption> <thead> <tr> <th>Period</th> <th>Value</th> </tr> </thead> <tbody> <tr><td>Q1 2013/14</td><td>516</td></tr> <tr><td>Q2 2013/14</td><td>483</td></tr> <tr><td>Q3 2013/14</td><td>545</td></tr> <tr><td>Q4 2013/14</td><td>538</td></tr> <tr><td>2013/14</td><td>2,082</td></tr> <tr><td>Q1 2014/15</td><td>540</td></tr> <tr><td>Q2 2014/15</td><td>461</td></tr> <tr><td>Q3 2014/15</td><td>519</td></tr> <tr><td>2014/15</td><td>1,520</td></tr> </tbody> </table>	Period	Value	Q1 2013/14	516	Q2 2013/14	483	Q3 2013/14	545	Q4 2013/14	538	2013/14	2,082	Q1 2014/15	540	Q2 2014/15	461	Q3 2014/15	519	2014/15	1,520	519	*	<p>03-Feb-2015 There have been 519 admissions to Doncaster Royal Infirmary during Q3 which is a decrease of 26 from the same period in 2013/14.</p> <p>An Older People's Liaison Service has been based within Doncaster Royal Infirmary during 2013/14 with the role of identifying patients who are likely to have dementia and help to reduce admissions and length of stay through increased training and awareness of the condition.</p> <p>In addition to this the continued work by GP services and RDASH is allowing for more diagnoses of patients allowing for interventions to be made where appropriate.</p>
Period	Value																							
Q1 2013/14	516																							
Q2 2013/14	483																							
Q3 2013/14	545																							
Q4 2013/14	538																							
2013/14	2,082																							
Q1 2014/15	540																							
Q2 2014/15	461																							
Q3 2014/15	519																							
2014/15	1,520																							
Hospital re-admissions within 30 days	<table border="1"> <caption>Hospital re-admissions within 30 days</caption> <thead> <tr> <th>Period</th> <th>Value</th> </tr> </thead> <tbody> <tr><td>Q1 2013/14</td><td>90</td></tr> <tr><td>Q2 2013/14</td><td>79</td></tr> <tr><td>Q3 2013/14</td><td>89</td></tr> <tr><td>Q4 2013/14</td><td>103</td></tr> <tr><td>2013/14</td><td>361</td></tr> <tr><td>Q1 2014/15</td><td>105</td></tr> <tr><td>Q2 2014/15</td><td>77</td></tr> <tr><td>Q3 2014/15</td><td>82</td></tr> <tr><td>2014/15</td><td>264</td></tr> </tbody> </table>	Period	Value	Q1 2013/14	90	Q2 2013/14	79	Q3 2013/14	89	Q4 2013/14	103	2013/14	361	Q1 2014/15	105	Q2 2014/15	77	Q3 2014/15	82	2014/15	264	82	*	<p>03-Feb-2015 There have been 10 fewer readmissions within 30 days in Q3 than in the same period in 2013/14.</p> <p>An Older People's Liaison Service has been based within Doncaster Royal Infirmary during 2013/14 with the role of identifying patients who are likely to have dementia and help to reduce admissions and length of stay through increased training and awareness of the condition.</p>
Period	Value																							
Q1 2013/14	90																							
Q2 2013/14	79																							
Q3 2013/14	89																							
Q4 2013/14	103																							
2013/14	361																							
Q1 2014/15	105																							
Q2 2014/15	77																							
Q3 2014/15	82																							
2014/15	264																							

Indicator	Performance Chart	Current Value	National Average	Performance Story																				
Length Of Stay Of Dementia Patients In An Acute Setting	<table border="1"> <caption>Length Of Stay Of Dementia Patients In An Acute Setting</caption> <thead> <tr> <th>Period</th> <th>Value</th> </tr> </thead> <tbody> <tr><td>Q1 2013/14</td><td>10.13</td></tr> <tr><td>Q2 2013/14</td><td>11.05</td></tr> <tr><td>Q3 2013/14</td><td>10.27</td></tr> <tr><td>Q4 2013/14</td><td>10.4</td></tr> <tr><td>2013/14</td><td>10.48</td></tr> <tr><td>Q1 2014/15</td><td>11.19</td></tr> <tr><td>Q2 2014/15</td><td>11.69</td></tr> <tr><td>Q3 2014/15</td><td>10.79</td></tr> </tbody> </table>	Period	Value	Q1 2013/14	10.13	Q2 2013/14	11.05	Q3 2013/14	10.27	Q4 2013/14	10.4	2013/14	10.48	Q1 2014/15	11.19	Q2 2014/15	11.69	Q3 2014/15	10.79	10.79	*	<p>03-Feb-2015 The length of stay during Q3 was 10.79 days at DRI which is 0.52 days higher than in the same period of 2013/14. An Older People's Liaison Service has been based within Doncaster Royal Infirmary during 2013/14 with the role of identifying patients who are likely to have dementia and help to reduce admissions and length of stay through increased training and awareness of the condition.</p> <p>Although the length of stay has risen the reduction in the amount admissions, particularly those being discharged within 24 hours, and reduction in readmissions suggests that stays within hospital are appropriate.</p>		
Period	Value																							
Q1 2013/14	10.13																							
Q2 2013/14	11.05																							
Q3 2013/14	10.27																							
Q4 2013/14	10.4																							
2013/14	10.48																							
Q1 2014/15	11.19																							
Q2 2014/15	11.69																							
Q3 2014/15	10.79																							
Carers Requiring Unplanned Respite	<table border="1"> <caption>Carers Requiring Unplanned Respite</caption> <thead> <tr> <th>Period</th> <th>Value</th> </tr> </thead> <tbody> <tr><td>Q1 2013/14</td><td>9</td></tr> <tr><td>Q2 2013/14</td><td>13</td></tr> <tr><td>Q3 2013/14</td><td>7</td></tr> <tr><td>Q4 2013/14</td><td>5</td></tr> <tr><td>2013/14</td><td>34</td></tr> <tr><td>Q1 2014/15</td><td>0</td></tr> <tr><td>Q2 2014/15</td><td>0</td></tr> <tr><td>Q3 2014/15</td><td>5</td></tr> <tr><td>2014/15</td><td>5</td></tr> </tbody> </table>	Period	Value	Q1 2013/14	9	Q2 2013/14	13	Q3 2013/14	7	Q4 2013/14	5	2013/14	34	Q1 2014/15	0	Q2 2014/15	0	Q3 2014/15	5	2014/15	5	5	*	<p>03-Feb-2015 Respite care has been one of the types of care implemented on the new Adult social care client management system in DMBC. This implementation has improved the data quality and care should be made in making direct comparisons to previous years for that reason. There were a total of 77 episodes of Respite for clients with dementia and 5 of these were unplanned episodes (6.5%).</p>
Period	Value																							
Q1 2013/14	9																							
Q2 2013/14	13																							
Q3 2013/14	7																							
Q4 2013/14	5																							
2013/14	34																							
Q1 2014/15	0																							
Q2 2014/15	0																							
Q3 2014/15	5																							
2014/15	5																							

Indicator	Performance Chart	Current Value	National Average	Performance Story																				
Patient/Carer Quality Of Life Score	<table border="1"> <caption>Performance Chart Data</caption> <thead> <tr> <th>Quarter</th> <th>Score</th> </tr> </thead> <tbody> <tr> <td>Q1 2013/14</td> <td>0</td> </tr> <tr> <td>Q2 2013/14</td> <td>0</td> </tr> <tr> <td>Q3 2013/14</td> <td>0</td> </tr> <tr> <td>Q4 2013/14</td> <td>0</td> </tr> <tr> <td>2013/14</td> <td>0</td> </tr> <tr> <td>Q1 2014/15</td> <td>0</td> </tr> <tr> <td>Q2 2014/15</td> <td>98.4</td> </tr> <tr> <td>Q3 2014/15</td> <td>100</td> </tr> <tr> <td>2014/15</td> <td>0</td> </tr> </tbody> </table>	Quarter	Score	Q1 2013/14	0	Q2 2013/14	0	Q3 2013/14	0	Q4 2013/14	0	2013/14	0	Q1 2014/15	0	Q2 2014/15	98.4	Q3 2014/15	100	2014/15	0	100	*	<p>10-Feb-2015 27 people received One to One Support against a target of 20 in Quarter 3 although the total number of attendees for regular activity groups has fallen from 826 in Quarter 1 to 655 in Quarter 3.</p> <p>From 43 people that took part in the survey 100% of participants showed an improvement in 1 or more aspects of their lives.</p>
Quarter	Score																							
Q1 2013/14	0																							
Q2 2013/14	0																							
Q3 2013/14	0																							
Q4 2013/14	0																							
2013/14	0																							
Q1 2014/15	0																							
Q2 2014/15	98.4																							
Q3 2014/15	100																							
2014/15	0																							

Indicator	Current Status	Q4 2013/14	2013/14	Q1 2014/15	Q2 2014/15	Q3 2014/15	2014/15	Target	Direction of Travel
		Value	Value	Value	Value	Value	Value		
Number of Dementia Friends in Doncaster		656	656	1,690	2,955	4,179	4,179	3,000	
Public Health Survey Results		Not measured for Quarters							
Number of 4hr RDASH Emergency responses		0	0	0	12	22	34		
Number of Hospital Admissions		538	2,082	540	461	519	1,520		
Hospital re-admissions within 30 days		103	361	105	77	82	264		
Length Of Stay Of Dementia Patients In An Acute Setting		10.4	10.48	11.19	11.69	10.79			
Carers Requiring Emergency Respite		5	34	0	0	5	5		
Patient/Carer Quality Of Life Score					98.4	100			
(AH&W) Proportion of People with dementia (receiving Social Care) living in the community		40.8%	40.8%	38.1%	39.7%	39.3%			
Doncaster Action Alliance Members				16	30	54	54	50	
Dementia Diagnosis Rate		54.37%	55.91%	54.59%	53.95%	60.18%		56%	